

NELSON

NATIONAL  
GEOGRAPHIC  
LEARNING

HEINLE  
CENGAGE Learning

# In Canada

Language and Literacy for English Language Learners

Volume 1



Sample pages of  
Unit 2: Your School

# Comprehensive resource for teaching English to Canadian newcomers!



- ✓ Engages students in rich language experiences
- ✓ Authentic activities develop basic language and vocabulary skills
- ✓ Explicit early literacy instruction
- ✓ Scaffolds learning with visual and audio supports
- ✓ Survival language

## From renowned author Dr. Deborah Short

Deborah J. Short, Ph.D., Director of Academic Language Research & Training, provides professional development on sheltered instruction and academic literacy to teachers and administrators. She is also a senior research associate at the Center for Applied Linguistics where she co-developed the SIOP® Model and has directed extensive research on English language learners. She recently completed a 3-year study of programs for newcomer students in secondary schools.



For more information visit [www.nelson.com/incanada](http://www.nelson.com/incanada)



# Nice to Meet You

	<b>Unit Launch</b> .....	2
<b>Part 1</b>	<b>Try Out Language</b> .....	4
	<b>Vocabulary:</b> Greetings and Goodbyes .....	5
	Numbers and Number Words .....	6
	<b>Language Function:</b> Give Personal Information .....	8
	<b>High-Frequency Words:</b> <i>name, my, am</i> .....	10
	<b>Letters and Sounds:</b> <i>Ss, Mm, Ff, Hh, Tt, Aa</i> .....	11
	◀ <b>Wrap-Up:</b> Play a Game <i>Got Your Name! Got Your Number!</i> .....	12
<b>Part 2</b>	<b>Try Out Language</b> .....	14
	<b>Vocabulary:</b> Family Words .....	15
	Polite Words .....	16
	<b>Language Function:</b> Make Introductions .....	18
	<b>High-Frequency Words:</b> <i>I, is, you</i> .....	20
	<b>Letters and Sounds:</b> Short <i>a</i> .....	21
	◀ <b>Wrap-Up:</b> Theme Theatre <i>What Do I Say?</i> .....	22
<b>Part 3</b>	<b>Try Out Language</b> .....	24
	<b>Vocabulary:</b> Canada .....	25
	Places in the World .....	26
	<b>Language Function:</b> Give Information .....	28
	<b>High-Frequency Words:</b> <i>me, show, look</i> .....	30
	<b>Letters and Sounds:</b> Short <i>a</i> .....	31
	◀ <b>Wrap-Up:</b> Listen and Read Along <i>From Here to There</i> , by Margery Cuyler .....	32
	<b>Writing</b> .....	34



**Sample unit pages included!**

# Your School

**Unit Launch** ..... 36

**Part 1 Try Out Language** ..... 38

- Vocabulary:** Colours and Sizes ..... 39
- School Tools, Colours, and Sizes ..... 40
- Language Functions:** Give Information ..... 42
- Ask and Answer Questions ..... 44
- High-Frequency Words:** *point, this, the* ..... 46
- Letters and Sounds:** *My Name Is Sam* ..... 47
- ◀ **Wrap-Up:** Play a Game ..... 48
- What Is It?* ..... 48




**Part 2 Try Out Language** ..... 50

- Vocabulary:** Shapes ..... 51
- In the Classroom ..... 52
- Language Function:** Give and Follow Commands ..... 54
- High-Frequency Words:** *school, yes, it* ..... 56
- Read On Your Own:** *I Am Matt* ..... 57
- ◀ **Wrap-Up:** Theme Theatre ..... 58
- The First Day of School* ..... 58



**Part 3 Try Out Language** ..... 60




- Vocabulary:** School Places ..... 61
- School Places and Things ..... 62
- Language Function:** Ask and Answer Questions ..... 64
- High-Frequency Words:** *number, no, not* ..... 66
- Read On Your Own:** *Fat Sam* ..... 67
- ◀ **Wrap-Up:** Listen and Read Along ..... 68
- Shapes, by Edward Lincoln* ..... 68



**Writing** ..... 70



# Your School Day

<b>Unit Launch</b> .....	72
<b>Part 1 Try Out Language</b> .....	74
<b>Vocabulary:</b> Times and Days of the Week .....	75
Telling Time .....	76
What Time Is It? What Day Is It? .....	77
<b>Language Function:</b> Ask and Answer Questions .....	78
<b>High-Frequency Words:</b> <i>time, at, day</i> .....	80
<b>Letters and Sounds:</b> <i>Nn, Ll, Pp, Gg, li</i> .....	81
◀ <b>Wrap-Up:</b> Play a Game <i>What Day Is It? What Time Is It?</i> .....	82
	
<b>Part 2 Try Out Language</b> .....	84
<b>Vocabulary:</b> School Subjects .....	85
<b>Language Function:</b> Ask and Answer Questions .....	86
<b>High-Frequency Words:</b> <i>what, tomorrow, who</i> .....	88
<b>Letters and Sounds:</b> Short <i>i</i> .....	89
◀ <b>Wrap-Up:</b> Theme Theatre <i>Up Too Late</i> .....	90
	
<b>Part 3 Try Out Language</b> .....	92
<b>Vocabulary:</b> School Places and Workers .....	93
<b>Language Functions:</b> Ask and Answer Questions .....	98
Ask and Answer Questions .....	100
<b>High-Frequency Words:</b> <i>play, can, that</i> .....	102
<b>Letters and Sounds:</b> Short <i>i</i> .....	103
◀ <b>Wrap-Up:</b> Listen and Read Along <i>Time and Routines</i> , by Cory Phillips .....	104
	
<b>Writing</b>  .....	106



# Everything You Do

**Unit Launch** ..... 108

**Part 1 Try Out Language** ..... 110

**Vocabulary:** Words for People ..... 111

Classroom Activities ..... 112

**Language Function:** Give Information ..... 114

**High-Frequency Words:** *write, read, answer* ..... 116

**Letters and Sounds:** *What Time Is It?* ..... 117



◀ **Wrap-Up:** Play a Game  
*Act It Out!* ..... 118

**Part 2 Try Out Language** ..... 120

**Vocabulary:** Words for People and Things ..... 121

Outdoor Activities and Sports ..... 122

**Language Functions:** Give Information ..... 124

Ask and Answer Questions ..... 126

**High-Frequency Words:** *boy, he, girl* ..... 128

**Read On Your Own:** *Fin Flip* ..... 129



◀ **Wrap-Up:** Theme Theatre  
*The Soccer Game* ..... 130

**Part 3 Try Out Language** ..... 132

**Vocabulary:** Words for People ..... 133

The Arts ..... 134

**Language Functions:** Give Information ..... 136

Give Information ..... 138

**High-Frequency Words:** *she, they, we* ..... 140

**Read On Your Own:** *Tim Slips* ..... 141



◀ **Wrap-Up:** Listen and Read Along  
*To Be a Kid*, by Maya Ajmera and John D. Ivanko ..... 142

**Writing**  ..... 144



# At Lunch

**Unit Launch** ..... 146

**Part 1 Try Out Language** ..... 148

**Vocabulary:** Food Counts ..... 149

Food ..... 150

**Language Function:** Give Information ..... 152

**High-Frequency Words:** *food, are, some* ..... 154

**Letters and Sounds:** *Rr, Dd, Cc, Vv, Oo* ..... 155

◀ **Wrap-Up:** Play a Game  
*Name That Food!* ..... 156



**Part 2 Try Out Language** ..... 158

**Vocabulary:** Food ..... 159

**Language Function:** Express Likes and Dislikes ..... 160

**High-Frequency Words:** *of, an, a* ..... 162

**Letters and Sounds:** Short *o* ..... 163

◀ **Wrap-Up:** Theme Theatre  
*Pizza or Pasta?* ..... 164



**Part 3 Try Out Language** ..... 166

**Vocabulary:** Money ..... 167

**Language Function:** Buy and Sell ..... 168

**High-Frequency Words:** *don't, these, like* ..... 170

**Letters and Sounds:** Short *o* ..... 171

◀ **Wrap-Up:** Listen and Read Along  
*Food*, by James Nguyen ..... 172



**Writing**  ..... 174



# Unit 2

# Your School





## In This Unit

- ▶ **Language Functions:** Give Information; Ask and Answer Questions; Give and Follow Commands
- ▶ **Vocabulary:** School Tools; Colours and Sizes; Classroom Objects; Shapes; School Places and Things
- ▶ **Reading:** Learn High-Frequency Words; Read Decodable Text; Summarize *Shapes*
- ▶ **Writing:** Capitalize Sentences; Capitalize Names of Countries, Cities, Provinces, and Territories; Write Sentences

## Unit Project

### OLD SCHOOL SCRAPBOOK

- 1 Think about your home country. List what you remember.
- 2 Gather pictures and things from your old home and school.
- 3 Show things from your school. Tell about your school.

This is the board.



## Listen and Chant

# Cool Tools


Use **a pen** when  
you're at school.  
Using tools is really  
cool!

Use **a ruler** when  
you're at school.  
Using tools is really  
cool!

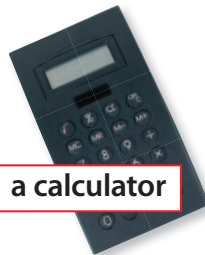
Make your own chant.



a stapler



a book



a calculator



a notebook



a pencil

# Vocabulary

## Colours and Sizes




Listen to your teacher.

Use these words for colours and sizes.

### Colours



### Sizes



Listen to your teacher.



Say the words.

1



a long pencil

2



a short ruler

3



a green notebook

4



a blue pair of scissors

### Use Colour and Size Words



Work with a partner.  
Show a picture of a school  
tool. Talk about each picture.

# Vocabulary

## School Tools, Colours, and Sizes



Listen to your teacher.



Say the name of each tool and its colour or size.

### KEY WORDS

- |                    |        |        |
|--------------------|--------|--------|
| a book             | black  | big    |
| a calculator       | blue   | little |
| an eraser          | brown  | long   |
| a notebook         | green  | short  |
| a pair of scissors | orange |        |
| a pen              | pink   |        |
| a pencil           | purple |        |
| a piece of paper   | red    |        |
| a ruler            | white  |        |
| a stapler          | yellow |        |

1



a little eraser

2



a short, red ruler

3




a black stapler



4

a black calculator



# Ask and Answer Questions

CD 1  
Track 14

## Listen and Say

Use questions like these to find out the names of things.

Is this \_\_\_\_\_ ?

Yes, it is.

Is this \_\_\_\_\_ ?

No, it is not.

No, it isn't.

Is this \_\_\_\_\_ ?

No, it is not. It's \_\_\_\_\_ .

No, it isn't. It's \_\_\_\_\_ .

1



“Is this a pen?”



“Yes, it is.”



2



“Is this a pen?”



“No, it is not.”



3



“Is this a stapler?”



“No, it isn't.  
It's a ruler.”



## How It Works

Ask a question to get information.

A question starts with a **capital letter** and ends with a **question mark**.

capital letter

"Is this a pen?"

question mark



Answer questions like these with "yes" or "no."

## Talk Together



Work with a partner. Ask questions about the tools you use in school. Answer the questions with *Yes, it is* or *No, it isn't. It's \_\_\_\_\_*.

Is this a ruler?

No, it isn't.  
It's a stapler.



# Vocabulary

## In the Classroom



Look at each picture.



Listen to your teacher.



Say the name of the item.

### KEY WORDS

board	desk
bookcase	map
chair	student
clock	table
computer	teacher



1 map


3 clock

4 student

2 computer

# High-Frequency Words

## Review

 Read each word aloud. Use the correct word in each sentence.

**this**      **the**

**1** Ann, \_\_\_\_\_ is Pat.



**my**      **am**

**2** Pat is \_\_\_\_\_ brother.

**I**      **you**

**3** Glad to meet \_\_\_\_\_.

## Learn New Words

 Listen to your teacher.  Say each new word.

**4** **school**

Is this my new **school** ?

**5** **yes**


**Yes**, this is your new school.


**6** **it**

**It** is a big school.



### Use New Words

 Write the letters for a new word in a different order.

 Your partner spells the new word.





school  
s-c-h-o-o-l  
school



# Read On Your Own


**I AM MATT**



## Theme Theatre

Today is Miguel and Gloria's first day of school. Listen to their conversation. Then act it out.

### The First Day of School



**MIGUEL:** This is our new classroom.  
Look at that map, Gloria!

**GLORIA:** It is big!

**MRS. JONES:** Hello, students. I am Mrs. Jones.  
I am your new teacher.

**MIGUEL:** Hi. My name is Miguel.

**GLORIA:** Hello. My name is Gloria.





CHORUS



MRS. JONES



GLORIA



MIGUEL

**MIGUEL:** Can you show us the classroom, please?

**MRS. JONES:** Yes. Here are your desks and chairs.  
Here is a bookcase.

**GLORIA:** Do you have a computer?

**MRS. JONES:** Yes. Here is the computer.  
Everyone shares it.

**CHORUS:** *Here is a desk. Here is a chair.  
Here is the computer  
for students to share.*



**MRS. JONES:** Do you have everything you need  
for the class?

**MIGUEL:** I think so. I have a pen, a pencil,  
and a notebook.

**GLORIA:** I do, too. I also have a ruler and  
a calculator.

**CHORUS:** *Miguel has a pen, a pencil,  
and a notebook.  
Gloria has a ruler and  
a calculator.*



**MRS. JONES:** Hello, everyone. Please sit down.

## Listen and Sing



# WHAT'S IN OUR SCHOOL?



What's in our **school**?  
What's in our **school**?  
Do you know what is in  
our **school**?

Look over there.  
I see a **gym**.  
A **gym** is in our **school**.

Make your own song.



# Vocabulary

## School Places and Things



Listen to your teacher.



Say the name of each place or thing.

### KEY WORDS

bathroom	money	soap
cafeteria	napkin	spoon
fork	paper towel	toilet
knife	plate	tray
line	sink	water

1

This is the cafeteria.



2

line

3

tray

4

money

5

fork

6

spoon

8

napkin

7

knife

9

plate

# Ask and Answer Questions

CD 1  
Track 20

## Listen and Say

Use sentences like these to talk about where things are.

### QUESTIONS

What is in the \_\_\_\_\_?

What is on the \_\_\_\_\_?

### ANSWERS

A \_\_\_\_\_ is in the \_\_\_\_\_.

A \_\_\_\_\_ is on the \_\_\_\_\_.

1




“What is in the classroom?”

“A desk is in the classroom.”



2



“What is on the desk?”

“A book is on the desk.”



# High-Frequency Words

## Review



Read each word aloud. Use the correct word in each sentence.

**school** **show**

1 Is this your \_\_\_\_\_?

**You** **Yes**

2 \_\_\_\_\_, it is my school.

**it** **is**

3 It \_\_\_\_\_ big.

## Learn New Words



Listen to your teacher.



Say each new word.

4 **number**


Is this room **number** 3?

5 **no**

**No**, it is not.


6 **not**

It is **not** your classroom.



### Use New Words

Write each new word on a card. Work with a partner. Say a word. Your partner points to the card.



# Read On Your Own

## FAT SAM

I am Matt.




This is Sam.



SAM IS FAT.



SAM LOOKS AT THE HAM.



Look at Sam!





SAM HAS MY HAT!





## Listen and Read Along

 Think about the book. What is it about?



circle



triangle



rectangle



square

 CD 1  
Track 21

## Talk About It

- 1 What is the book about?
- 2 What kinds of shapes does the book tell about?



clock



present



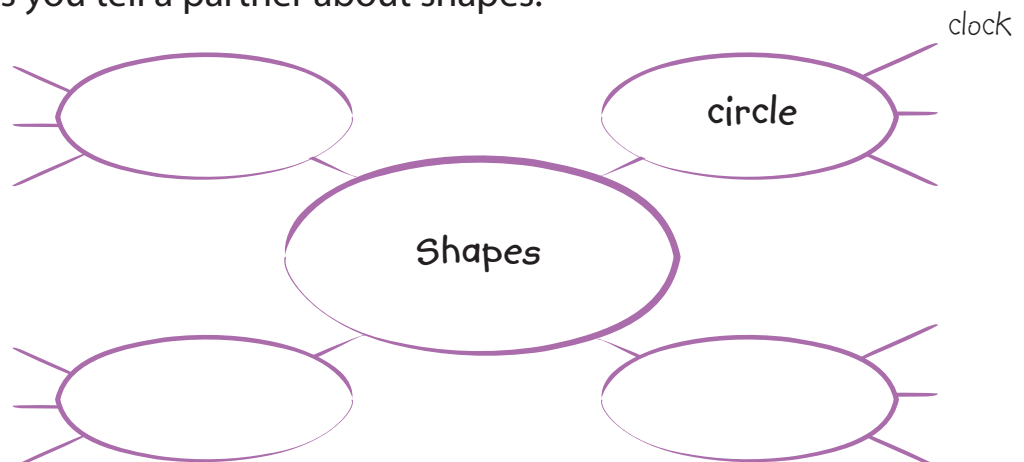
sign



paper

## Reread and Retell

- 3 Make a concept map to tell about different shapes. Use each section to tell about one shape.
- 4 Now use your completed concept map as you tell a partner about shapes.



# In Canada

Language and Literacy for English Language Learners

## Practice Book

Teacher's Annotated Edition




- Language
- High-Frequency Words
- Phonics
- Writing
- Graphic Organizers



**BONUS MATERIAL!**

Sample Activities in Unit 2: Your School from the Practice Book (Teacher's Annotated Edition)

# Ask and Answer Questions

- A.  Look at each picture.  Say the words that finish each question and answer.  
 Then write the words.



Is this a calculator?

Yes, it is.



Is this a notebook?

No, it is not.

It's a piece of paper.



Is this an eraser?

Yes, it is.



Is this a ruler?


No, it is not. It's a pen.



Is this a pen?


No, it isn't.


It's a pencil.



Is this a pair of scissors?

No, it isn't.


- B.  Draw a school tool. Write a question for it that is not true.  
Then answer the question with the true answer.



\_\_\_\_\_?  
\_\_\_\_\_, \_\_\_\_\_.  
\_\_\_\_\_.

Name \_\_\_\_\_

## Write Sentences


- A.  Look at the statements.

Not Correct

My name is Sam.

Correct

My name is Sam.

- B.  Trace each sentence. Then write it. **Check handwriting for correct size, shape, and spacing of letters and words.**

1. My name is Matt.

2. I am Sam.

3. I am Matt.

4. Sam sat.

5. Matt sat.

6. Show me Sam.

7. Show me Matt.

8. Show me a map.

Name \_\_\_\_\_

## Give and Follow Commands




Say each command. Your partner points to the object in the picture.

- |                      |                          |                       |
|----------------------|--------------------------|-----------------------|
| 1. Point to a map.   | 4. Point to a desk.      | 7. Show me a student. |
| 2. Show me a circle. | 5. Point to a rectangle. | 8. Show me a book.    |
| 3. Show me a chair.  | 6. Point to the teacher. | 9. Show me the board. |



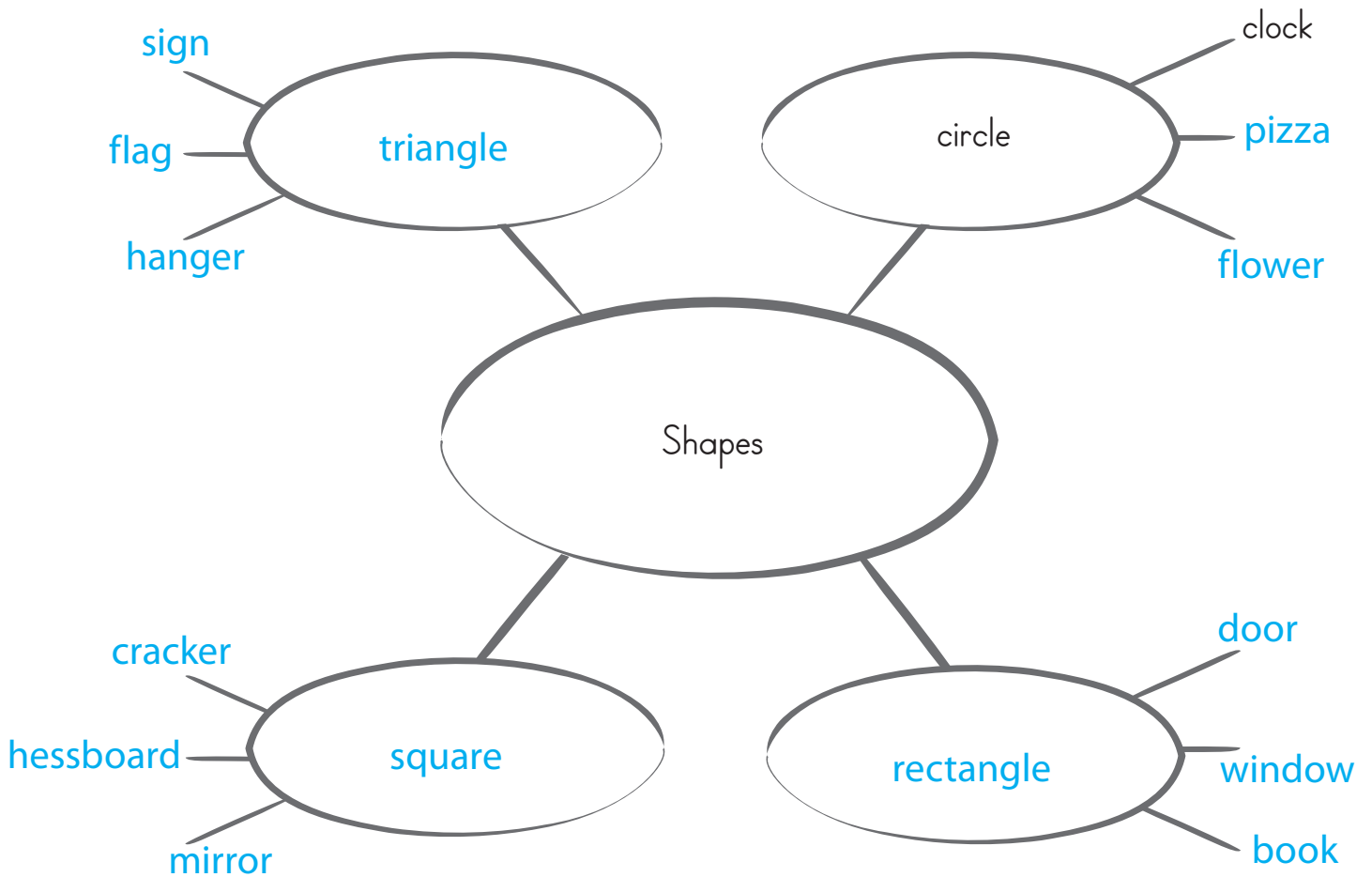
Name \_\_\_\_\_

## Reread and Retell


 Write a shape in each oval of the diagram. For each shape, write the names of things that are that shape.




Answers may include:



# Write About Your Schools


- A.  Write about your schools. Draw pictures or tape some photos of your schools to this page.

Writing will vary.


Here is 

My school in

Here is my school in 

My school in

- B.  Check the writing. Do you need to add a capital letter for the first word of a sentence?  
Do you need to add capital letters for the names of cities, provinces, territories, or countries?



# Order Information

Title	ISBN
<b>Best Value Bundle: Volume 1</b> (Includes 10 copies of Student Book, 10 copies of Student Practice Book, and 1 Teacher's Resource)	9780176677213
<b>Best Value Bundle: Volume 2</b> (Includes 10 copies of Student Book, 10 copies of Student Practice Book, and 1 Teacher's Resource)	9780176677220

Volume 1	
Student Book and Practice Book	9780176677251
Student Book	9780176662967
Student Practice Book	9780176663049
Teacher's Resource (Includes Audio CDs and DVD)	9780176662998

Additional Resources	
Assessment Handbook	9780176663025
Teacher's Annotated Practice Book	9780176663087
Sound/Spelling Cards	9780736287975
Phonics Picture Cards	9780736279741
Vocabulary Picture Cards (Word File Cards)	9780736287982
Literature Big Book Set (10 titles) (Includes 1 copy of each)	9780736282079
From Here to There	9780736282055
Shapes	9780736270984
Time and Routines	9780736270052
To Be a Kid	9780736218023
Food	9780736271011
Good News	9780736282062
Keeping Fit	9780736271028
Shoes, Shoes, Shoes	9781563346699
Get Around in the City	9780736218054
Weather and Seasons	9780736270007

Title	ISBN
<b>Student Book Bundle</b> (Includes 1 copy each of Student Books Volume 1 and Volume 2)	9780176677237
<b>Student Book and Practice Book Bundle</b> (Includes 1 copy each of Student Books Volume 1 and Volume 2, and Student Practice Books Volume 1 and Volume 2)	9780176677244

Volume 2	
Student Book and Practice Book	9780176677268
Student Book	9780176662974
Student Practice Book	9780176663056
Teacher's Resource (Includes Audio CDs and DVD)	9780176663001

Literature Little Book Set (10 titles) (Includes 1 copy of each)	9780736287203
From Here to There	9780736282819
Shapes	9780792260585
Time and Routines	9780792260615
To Be a Kid	9780736282826
Food	9780792260622
Good News	9780736209526
Keeping Fit	9780792260691
Shoes, Shoes, Shoes	9781563346705
Get Around in the City	9780736282833
Weather and Seasons	9780792260516

Contact your local Nelson Education representative:

NELSON

EDUCATION

relocator.nelson.com

# Reviewers

**Laurie Anderson**

*Lead Assessment Teacher*  
Saskatoon Public Schools  
Saskatoon, SK

**Analisa Feuz**

*LST Helping Teacher*  
Surrey School District 36  
Surrey, BC

**Catherine Humphries**

*Program Consultant, English Language Learners*  
Burnaby School District 41  
Burnaby, BC

**Paula Markus**

*Program Coordinator, ESL/ELD*  
Toronto District School Board  
Toronto, ON

**Sandra Melo**

*EAL Curriculum Support Teacher*  
St. James-Assiniboia School Division  
Winnipeg, MB

**Linda Mitchell**

*EAL Coordinator*  
Regina Public Schools  
Regina, SK

**Anna Sanalidro**

*Vice Principal*  
LaurenHill Academy  
St. Laurent, QC

**Heather Vallee**

*Curriculum Consultant ESL/ELD*  
York Region District School Board  
Newmarket, ON

## Learn more about In Canada:

Visit us online: 

[www.nelson.com/incanada](http://www.nelson.com/incanada)

Join our mailing list to stay updated with  
Nelson Education's resources for English Language Learners:

[www.nelson.com/ellmailinglist](http://www.nelson.com/ellmailinglist)

10/12

ISBN-13: 978-0-17-667780-0  
ISBN-10: 0-17-667780-1



**NELSON**

E D U C A T I O N

1120 Birchmount Road Toronto ON M1K 5G4

416 752 9448 or 1 800 268 2222 Fax 416 752 8101 or 1 800 430 4445

email: [nelson.orderdesk@nelson.com](mailto:nelson.orderdesk@nelson.com)

[www.nelsonschoolcentral.com](http://www.nelsonschoolcentral.com)