



Grade 1

Which One Is It?

Page 1

Activity BLM: Which One Is It?

Materials

- *Which One Is It?* BLM page 2
- tin foil pieces
- small feathers
- corrugated cardboard pieces
- candy wrappers
- crayons, glue

Directions

1. Photocopy BLM page 2
2. Students glue the correct pieces of art material to the corresponding sentence. For example, "These ones are soft." (feathers)
3. Children draw illustrations for each page.
4. Encourage them to label each picture.

Language Activity

Students recall what things can be soft, shiny bumpy or smell sweet. On each page, children glue the appropriate art material in the box. Ask them to illustrate each sentence with two things that reflect the concept.







Grade 1

Which One Is It?

Page 2

Activity BLM: Which One Is It?

 <p><i>These ones are soft.</i></p>	 <p><i>These ones smell sweet.</i></p>
<p>Fold #1</p> <p>Fold #2</p>  <p>These ones are shiny.</p>	 <p>These ones are bumpy.</p>