

# A Tale of Two Cultures

## Activity BLM: A Triorama

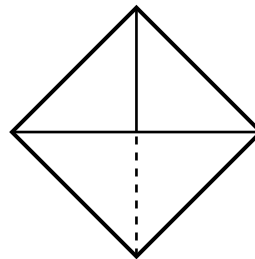
Grade 2

### Materials

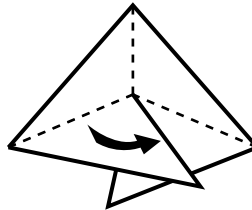
- 18" x 18" construction paper
- stapler, crayons
- scrap paper – various colours – or Plasticene
- writing paper

### Directions

1. Fold the paper in four equal parts diagonally.  
Cut along one diagonal to the centre.




2. Fold so that the 2 cut-apart sections overlap. Staple in place (now or after background is coloured).



3. Colour/glue on background.
4. Staple writing papers close to front edge.

5. Cut and paste stand-up people, homes, trees, etc., and/or use Plasticene to mould some/all of these.



### Language Activity

Through writing and art, students tell about either of the cultures mentioned in the book, or their own culture. Four trioramas can be stapled together for a display.