



# This Is Me

Page 1

## Activity BLM: My Five Senses

### Materials

- *My Five Senses* BLM 2, 3
- scissors, glue

### Directions

1. Photocopy BLM page 2, 3
2. Children colour and cut out BLM 2.
3. Picture cards are sorted according to the five senses chart on BLM 3.
3. On the blank cards, children may choose to draw their own objects.
4. Encourage children to label each picture.

### Language Activity

Students review the concepts of the five senses. Ask them to brainstorm as many things as they can think of which they see, hear, smell, taste and feel in various rooms of their home, on the street and at school.





# This Is Me

## Activity BLM: My Five Senses



# This Is Me

## Activity BLM: My Five Senses

see 	hear 	smell 	taste 	feel 