

# Think and Be Safe

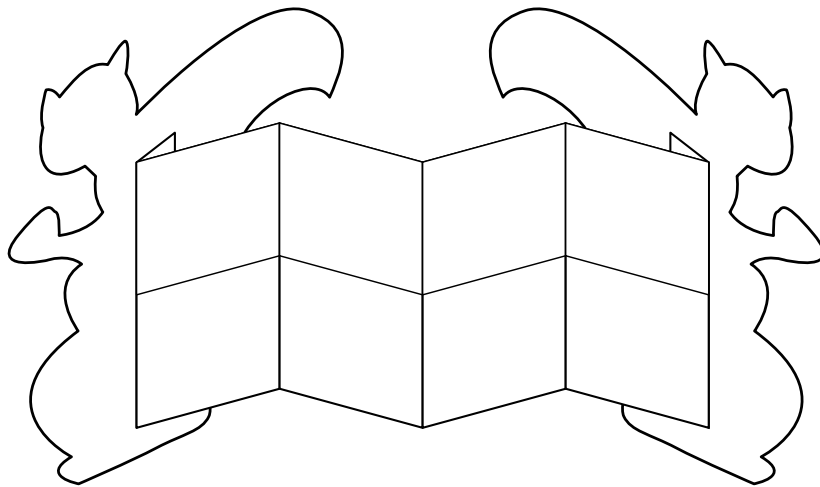
## Activity BLM: Sammy Safety Book

### Materials

- *Think and Be Safe* BLM pages 2–5
- scissors, glue, crayons

### Directions

1. Photocopy BLM pages 2–3. Cut out. Colour Sammy, front and back.
2. Photocopy BLM pages 4–5. Cut out rectangles on page 5 and glue onto page 4, matching sentence parts correctly.
3. Accordion fold and glue tabs to front and back covers so that the front and back covers match.



### Language Activity

Students review safety rules by matching sentence parts to make an accordion-style book of Sammy safety.

# Think and Be Safe

Activity BLM: Sammy Safety Book


Grade 1



# Think and Be Safe

Activity BLM: Sammy Safety Book





Grade 1



# Think and Be Safe

Activity BLM: Sammy Safety Book

Grade 1

← glue →	
	 <p>If I am lost in a store</p>
	 <p>If I hear the smoke alarm</p>
	 <p>If I need help at home</p>
	 <p>If I need help on the street</p>
← glue →	

# Think and Be Safe

Activity BLM: Sammy Safety Book

Grade 1

I will call  
for an  
ambulance.



I will look  
for an officer  
or store  
worker.



I will go to  
a BLOCK  
PARENT's  
house.



I will call the  
firefighters  
from my  
neighbour's  
house.

