



# Pioneer Food

Page 1

## Activity BLM: Harvest Preparation List Book

### Materials

- *Pioneer Food* BLM 2
- Scissors, markers, stapler

### Directions








1. Photocopy BLM 2.
2. Complete each page.
3. Cut the pages out and staple together to create a booklet.

### Language Activity

Students recall the many foods that the pioneers prepared during the harvest for winter use. Making jot notes under each heading, students are encouraged to make lists of ways the pioneers prepared each type of food.

# Pioneer Food

## Activity BLM: Harvest Preparation List Book

<p>My Lists of Pioneer Harvest Preparation</p>	 <p>1. _____</p> <p>_____</p> <p>2. _____</p> <p>_____</p> <p>3. _____</p> <p>_____</p>	 <p>1. _____</p> <p>_____</p> <p>2. _____</p> <p>_____</p> <p>3. _____</p> <p>_____</p>	 <p>1. _____</p> <p>_____</p> <p>2. _____</p> <p>_____</p> <p>3. _____</p> <p>_____</p>
 <p>1. _____</p> <p>_____</p> <p>2. _____</p> <p>_____</p> <p>3. _____</p> <p>_____</p>	 <p>1. _____</p> <p>_____</p> <p>2. _____</p> <p>_____</p> <p>3. _____</p> <p>_____</p>	 <p>1. _____</p> <p>_____</p> <p>2. _____</p> <p>_____</p> <p>3. _____</p> <p>_____</p>	 <p>1. _____</p> <p>_____</p> <p>2. _____</p> <p>_____</p> <p>3. _____</p> <p>_____</p>