

Can You Guess

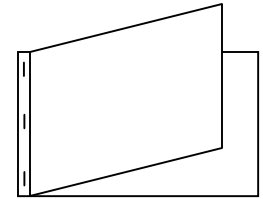
Activity: Riddle Book

Science Expectations: Life Systems

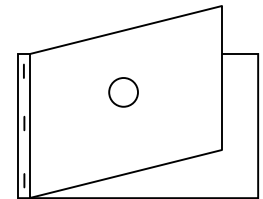
- Identify a familiar animal or plant from seeing only a part of it.

Directions:


- Have the children cut out pictures of familiar plants or animals in old magazines.
- Use two sheets of construction paper and put them together to make a little book.



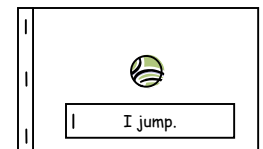
- Cut a circle hole in the cover page of the book.



- Carefully paste the picture of the animal inside the book under the hole. Only a small part of the animal or plant should be showing through the hole. Use the models in *Can You Guess* to demonstrate to children how to conceal most of the animal or plant. Children print the name of their plant or animal next to the picture using the sentence frame:
I am a _____.



- Children could add clues to the front of their book by writing each clue on a separate strip of paper (e.g. *I have a beak. I have two legs. I eat insects. I am blue,* etc.) Gather the clue strips and staple them together to the front cover.



- Children can then trade books and guess what animal or plant is concealed behind the circle.