

# Getting Along

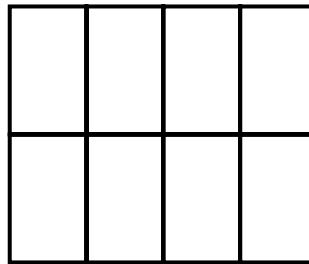
## Activity BLM: Person Book

### Materials

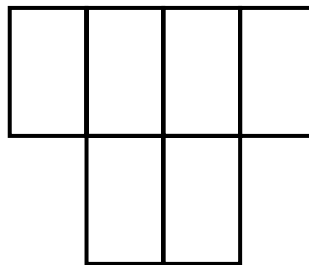
- 18" x 24" construction paper, various colours
- 12" x 18" manilla paper
- construction paper scraps, wool scraps
- scissors, glue, crayons, stapler
- 8.5" x 11" writing paper

### Directions

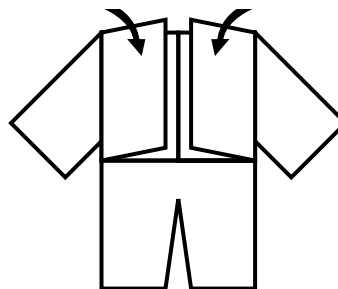
1. Fold the piece of 18" x 24" construction paper into 8 equal parts as shown.



2. Cut out the 2 bottom corner pieces and keep them for arms.



3. Fold top 2 corners over to make a vest or jacket. Glue on the arms.



4. Cut a small triangle from bottom section as shown to make pants.

5. Use the manilla paper to draw a head. Colour or use paper scraps. Glue it to the top. Add hands and shoes from paper scraps.

6. Staple the story pages inside the jacket.

### Language Activity

Students write about how they get along with others in their family, neighbourhood, and school.