



Animals and Us

Page 1

Activity BLM: Animal Concentration Game

Materials

- Animals and Us BLM page 2
- scissors, crayons

Directions













1. Photocopy two sheets of BLM 2. This will provide enough game cards for children to play **Concentration** where they match identical cards.
2. Children may choose to colour each game card.
3. Cut out the cards.
4. Place cards face down.
5. Choosing two cards at a time, children try to find the matching pairs.
6. This game can be played independently or with a partner.

Language Activity

Students retell how animals and humans are similar. With each matching pair, in complete sentences, children tell how the animal and human are the same.

Animals and Us

Activity BLM: Animal Concentration Game

 <p>"I see with my eyes," said Sam.</p>	 <p>"An owl sees with its eyes," said Mom.</p>	 <p>"The animals are like me" said Sam.</p>	 <p>"You are like the animals," laughed Mom.</p>
 <p>"An elephant smells with its nose"</p>	 <p>"I hear with my ears," said Sam.</p>	 <p>"I taste with my tongue," said Sam.</p>	 <p>"I touch with my hands," said Sam.</p>
 <p>"I smell with my nose," said Sam.</p>	 <p>"A rabbit hears with its ears," said Mom.</p>	 <p>"A frog tastes with its tongue," said Mom.</p>	 <p>"A chimp touches with its hands" said Mom.</p>