



Grade 1

A Big Day

Page 1

Activity BLM: Hedy's Visit to the Dentist

Materials

- A Big Day BLM page 2, 3
- scissors, crayons and glue
- 8.5" x 11" white paper

Directions

1. Photocopy the BLM page 2, 3





Language Activity

1. Students retell orally the steps the dentist followed to check Hedy's teeth.
2. Ask students to sequence the pictures to reflect the procedure involved in a visit to the dentist.
3. This is a self-checking activity. The completed sequencing activity has a smiling set of teeth in the center.
4. Draw a picture for each sentence.

A Big Day

Activity BLM: Hedy's Visit to the Dentist

Cut out the squares and put them in order.

 <p>The dentist gave Hedy a toothbrush.</p>	<p>The dentist checked Hedy's teeth.</p> 
<p>She flossed and brushed Hedy's teeth.</p> 	<p>Hedy sat in the dentist's chair.</p> 

A Big Day

Activity BLM: Hedy's Visit to the Dentist

Glue the shapes in sequence. The shapes will make a smiling set of teeth if arranged in correct sequence.
