



DISCOVER HOW THE TEACHER SUPPORT PANEL WORKS

- ✓ **Saves you time**
Provides suggested activities and questions on every page so you don't have to
- ✓ **Embedded support for guided reading and take-home reading**
Offers activities for before, during, and after reading
- ✓ **Encourage critical thinking and comprehension**
Questions and activities build comprehension and higher-order thinking skills



PREVIEW




The man in the smaller photograph has land in the rain forest. What do you see in the larger photograph? How would you describe the chick? The chick will soon be able to fly. Alex and Ruth need to put the GPS on it before it can. Why do you think that they need to do this?

VIEW



Read the page. Read the words that tell you where the chick is.

REVIEW



Make a circle with your finger around the word that has an apostrophe. Make a circle around the apostrophe. The apostrophe is here because the land belongs to the man.

PREVIEW provides "before reading" suggestions

VIEW provides "during reading" suggestions

PREVIEW and **VIEW** elements begin to combine as texts increase in complexity and students require less assistance in building the scaffolding.

REVIEW provides "after reading" suggestions